






folding arm with round, steel-link chain



Pitch adjustment via the fixture brackets




arm fixture to the torque bar



with system coverboard (optional)




Face fixture




side view at a pitch of 50°




shadeplus (optional) integrated into the front profile



shadeplus (optional) during extension



arm fixture to the front profile



Standard RAL colours:



standard:



optional accessories:

